




AR2 Channel

Low-profile patented channel delivering a flush, finished look with hidden wire management.

<https://qrco.de/bfWcOL>



Features

- Optimized for long runs and tight spaces
- Precise flush mounting with concealed clips and wire raceway
- Architectural-grade polycarbonate lens

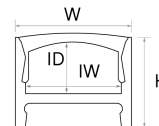
Compatible Light Engines

- ARGENTO™
- ARGENTO™ COB
- ARGENTO™ COB RGBW
- ARGENTO™ COB TUNABLE WHITE
- ARGENTO™ COB WARM DIM
- ARGENTO™ RGBTW
- ARGENTO™ RGBW
- ARGENTO™ S 10MM
- ARGENTO™ S 8MM
- ARGENTO™ TUNABLE WHITE
- ARGENTO™ WARM DIM
- BRONZO™
- ORO™
- ORO™ COB
- ORO™ TUNABLE WHITE
- ORO™ WARM DIM

Refer to Tape Light Compatibility & Diffusion chart below for further details.

Mechanical Diagram

Height (H): 0.55 in.
 Width (W): 0.63 in.
 Interior Depth (ID): 0.33 in.
 Interior Width (IW): 0.48 in.
 Interior Width W/Lens (IWL): 0.4 in.



Included Accessories

96 in. channel & lens
 4x surface mounting clips
 end caps: 2x open, 2x closed

SKU Builder

1	Brand	2	Form	3	Model	4	Lens	5	Length	6	Finish	
	LCI		CHAN		AR2				96			
		CHAN	(Channel)		AR2	(AR2)	AF	(Arch. Frosted)	96	(96 inches)	A	(Aluminum)
							AC	(Arch. Clear)			W	(White)
							AFS	(Arch. Frosted Satin)			B	(Black)

SKU Details

1	LCI	Brand	2	CHAN	Form	3	AR2	Model	4		5	96	Length	6		Finish	
	LCI	Lucetta CI		CHAN	(Channel)		AR2	(AR2)				96	(96 inches)			A	(Aluminum)
																W	(White)
																B	(Black)
4		Lens															
		AF	(Architectural Frosted Lens)														
		AC	(Architectural Clear Lens)														
		AFS	(Architectural Frosted Satin Lens)														

www.LucettaCI.com



AR2 Channel

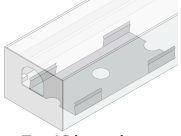
Low-profile patented channel delivering a flush, finished look with hidden wire management.

<https://qrco.de/bfWcOL>



Mounting Option

UC (U-Clip)



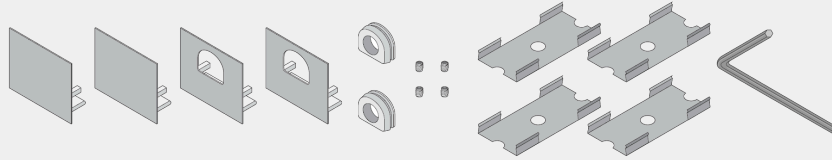
Total Dimensions (Including Fixture)

U-Clip:
0.56 x 0.64 in. (H x W)

Accessories

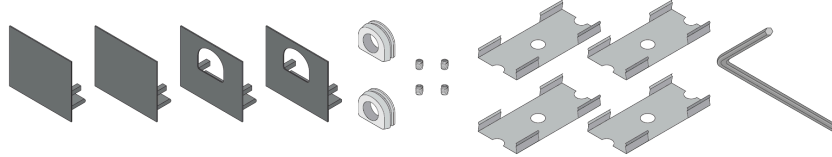
LCI-CHAN-AR2-ACC

AR2 Accessory Pack - 2 Open Upper End Caps, 2 Closed End Caps, 4 Mounting Clips - Aluminum Finish



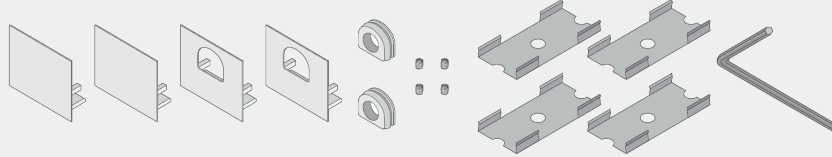
LCI-CHAN-AR2-ACCW

AR2 Accessory Pack - 2 Open Upper End Caps, 2 Closed End Caps, 4 Mounting Clips - White Finish



LCI-CHAN-AR2-ACCB

AR2 Accessory Pack - 2 Open Upper End Caps, 2 Closed End Caps, 4 Mounting Clips - Black Finish





Tape Light Compatibility & Diffusion



Light Engine	Diffusion Type				
	No Diffusion	Runway	Semi-Diffused	Diffused	Dotless
	Architectural Frosted Lens	Architectural Clear Lens	Architectural Frosted Satin Lens		
ARGENTO™ - AGT-150	Dotless	Semi-Diffused	Dotless		
ARGENTO™ - AGT-300	Dotless	Semi-Diffused	Dotless		
ARGENTO™ - AGT-500	Dotless	Semi-Diffused	Dotless		
ARGENTO™ - AGT-800	Dotless	Semi-Diffused	Dotless		
ARGENTO™ COB - AGT-COB-100	Dotless	Dotless	Dotless		
ARGENTO™ COB - AGT-COB-250	Dotless	Dotless	Dotless		
ARGENTO™ COB - AGT-COB-500	Dotless	Dotless	Dotless		
ARGENTO™ COB RGBW - AGT-COB	Dotless	Diffused	Dotless		
ARGENTO™ COB TUNABLE WHITE - AGT-COB	Dotless	Diffused	Dotless		
ARGENTO™ COB WARM DIM - AGT-COB-250	Dotless	Diffused	Dotless		
ARGENTO™ RGBTW - AGT	Dotless	Semi-Diffused	Dotless		
ARGENTO™ RGBW - AGT	Dotless	Semi-Diffused	Dotless		
ARGENTO™ S 10mm - AGT-S-500	Dotless	Runway Diffusion	Dotless		
ARGENTO™ S 8mm - AGT-S-150	Dotless	Runway Diffusion	Dotless		
ARGENTO™ S 8mm - AGT-S-300	Dotless	Runway Diffusion	Dotless		
ARGENTO™ TUNABLE WHITE - AGT	Semi-Diffused	No Diffusion	Dotless		
ARGENTO™ WARM DIM - AGT-150	Semi-Diffused	No Diffusion	Dotless		
ARGENTO™ WARM DIM - AGT-400	Semi-Diffused	No Diffusion	Dotless		
BRONZO™ - BRZ-BRZ100	Runway Diffusion	No Diffusion	Runway Diffusion		
BRONZO™ - BRZ-BRZ200	Semi-Diffused	No Diffusion	Semi-Diffused		
BRONZO™ - BRZ-BRZ300	Semi-Diffused	No Diffusion	Semi-Diffused		
ORO™ - ORO-150	Dotless	Semi-Diffused	Dotless		
ORO™ - ORO-300	Dotless	Semi-Diffused	Dotless		
ORO™ - ORO-500	Dotless	Semi-Diffused	Dotless		
ORO™ - ORO-800	Dotless	Semi-Diffused	Dotless		
ORO™ COB - ORO-COB-100	Dotless	Semi-Diffused	Dotless		
ORO™ COB - ORO-COB-250	Dotless	Semi-Diffused	Dotless		
ORO™ COB - ORO-COB-400	Dotless	Semi-Diffused	Dotless		
ORO™ COB - ORO-COB-600	Dotless	Semi-Diffused	Dotless		
ORO™ TUNABLE WHITE - ORO-150-TW1865	Dotless	Semi-Diffused	Dotless		
ORO™ TUNABLE WHITE - ORO-400-TW1865	Dotless	Semi-Diffused	Dotless		
ORO™ WARM DIM - ORO-150-WD1865	Dotless	Semi-Diffused	Dotless		



AR2 Channel

Low-profile patented channel delivering a flush, finished look with hidden wire management.

<https://qrco.de/bfWcOL>



Safety

Meets the following certifications when installed with compatible UL Listed tape light: E469769 UL Listed 2108. UL 1598 / CSA 250.0-08, UL 8750. UL 879 / CAN/ CSA-C22.2 no. 207-M89.

Approved for storage areas of clothes closets per NEC NEC 410.16.A.1 and 410.16.C.1,3

Environment

Suitable for indoor/damp location or outdoor/wet location, based on the light engine used.

Safety / Warnings / Disclosures

Install in accordance with national and local electrical code regulations.

This product is intended to be installed and serviced by a qualified, licensed electrician.

Ensure applicable wire is installed between driver, fixture, and any controls in-between. When choosing wire, factor in voltage drop, amperage rating, and type (in-wall rated, wet location rated, etc.). Inadequate wire installation could overheat wires, and cause fire.

Do not install in environment where LED chips are exposed to direct sunlight as damage to the phosphor will occur.

Do not install in environment where excessive heat may exist (ex. close proximity to fireplace, etc.)
See Ambient Temperature ratings

Do not install indoor LED tape light products in outdoor / wet location environments. Only wet location tape light models are rated for outdoor / wet locations.

Do not modify product beyond instructions or warranty will be void.

Tape light must be handled with care. Excessive handling, bending, and pressure may damage the product, voiding the warranty.

Actual color may vary from what is pictured on this sheet and other print materials due to the limitations of photographic processes.

We reserve the right to modify and improve the design of our fixtures without prior notice. We cannot guarantee to match existing installed fixtures for subsequent orders or replacements in regards to product appearance, CCT, or lumen output.

Warranty

5 Year Limited Warranty

This warranty does not include the additional accessories referenced in this specification sheet. Complete warranty details for fixtures and additional accessories are available at www.diodeled.com/limited-warranty/ within the Policies section. For warranty related questions please contact product support.

Elemental LED, Inc. stands behind its products when they are used properly and according to our specifications. By purchasing our products, the purchaser agrees and acknowledges that lighting design, configuration and installation is a complex process, wherein seemingly minor factors or changes in layout and infield adjustments can have a significant impact on an entire system. Choosing the correct components is essential. Elemental LED is able to work with the original purchaser to make an appropriate product selection to the extent of the limited information that the customer can provide, but it is virtually impossible for Elemental LED to design a system that foresees every unknown factor. For this reason, this Warranty does not cover problems caused by improper design, configuration or installation issues. Any statement from a Elemental LED employee or agent regarding a customer's bill of goods and/or purchase order is NOT an acknowledgment that the products purchased are designed and configured correctly. The purchase agrees and acknowledges that it is the customer's responsibility to adhere strictly to all information contained in the Product Specification Sheets.

There is often more than one way to design, configure and layout an LED lighting application properly to achieve the same lighting effect. Elemental LED strongly recommends that licensed professionals be used in the design and installation of lighting systems that include Elemental LED products. The specifications include important information that a designer and installer should carefully review and strictly follow. Qualified designers and certified and/or licensed installers, with access to the final installation environment, customer goals, and Elemental LED product specifications can make the requisite decisions appropriate for a successful finished lighting application.