



# ARGENTO™ COB RGBW

## Color Changing LED Tape Light

High-performance RGBW tape light providing dot-free, uniform color mixing and a balanced white channel.

<https://qrco.de/bgb1bA>



### Features

- Uniform, diffused light appears dotless even without a diffusing lens
- Very small size, ideal for tight spaces
- 180° beam angle for even light distribution
- Compatible with Terminal Block Connectors, channels, and other popular accessories

### General Specifications

<b>Voltage</b>	24VDC
<b>Wattage</b>	5.2 W/ft.
<b>CRI</b>	90+
<b>Environment</b>	Indoor / Damp Location (IP20)
<b>Certification</b>	UL Listed 2108
<b>Warranty</b>	10 Year Limited
<b>Dimmable</b>	Yes
<b>Max Run (ft.)</b>	16.4 ft.
<b>TM-21 (LM-80)</b>	>50,000
<b>Ambient Temperature</b>	-4 ~ +122°F (-20 ~ +50°C)
<b>Operating Temperature</b>	-4 ~ +176°F (-20 ~ +80°C)
<b>LED Chips</b>	176/ft.

### SKU Builder

1	Brand	2	Voltage	3	Light Engine	4	Color	5	Length
	LCI		24		AGT-COB		RGBW		016
		24	(24VDC)	AGT-COB	(ARGENTO COB)	RGBW	(Color Changing)	016	(16 Feet)

6 Entry A Wire Color, Length, and Connection			7 Entry B Wire Color, Length, and Connection		
Wire Color & Type	Wire Length	Wire Connection	Wire Color & Type	Wire Length	Wire Connection
<b>WH</b> (White CL2 - Default)	<b>36I</b> (36 in. - Default)	<b>BW</b> (Bare Wire - Default)	<b>*blank*</b> (No Wire - Default)	<b>*blank*</b> (No Wire - Default)	<b>BW</b> (Bare Wire - Default)
<b>BL</b> (Black CL2)	<b>_</b> in.		<b>WH</b> (White CL2)	<b>_</b> in.	
			<b>BL</b> (Black CL2)		



# ARGENTO™ COB RGBW

## Color Changing LED Tape Light

High-performance RGBW tape light providing dot-free, uniform color mixing and a balanced white channel.

<https://qrco.de/bg1b1a>



### 1 LCI Brand 2 24 Voltage 3 AGT-COB Light Engine

LCI Lucetta CI

24 (24VDC)

AGT-COB (ARGENTO COB)

[www.LucettaCI.com](http://www.LucettaCI.com)


### 4 RGBW Color

RGBW (Color Changing)  
All: 270 Lm/ft.  
3000K: 100 Lm/ft.  
Red: 33 Lm/ft.  
Green: 128 Lm/ft.  
Blue: 24 Lm/ft.



### 5 Entry A Wire Color, Length, and Connection

WH (White CL2 - Default)   
BL (Black CL2) 


36I (36 in. - Default)   
\_ in.

BW (Bare Wire - Default) 3.95mm (Dia.) 

### 6 Entry B Wire Color, Length, and Connection

\*blank\* (No Wire - Default)   
WH (White CL2)   
BL (Black CL2) 

\*blank\* (No Wire - Default)   
\_ in.

BW (Bare Wire - Default) 3.95mm (Dia.) 



# ARGENTO™ COB RGBW

## Color Changing LED Tape Light

High-performance RGBW tape light providing dot-free, uniform color mixing and a balanced white channel.



<https://qrco.de/bgb1bA>

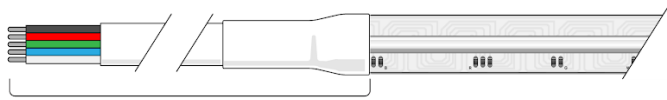
### Dimensions

2.46 in.  
(63 mm)

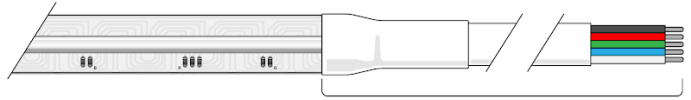
Width  
0.47 in.  
(12 mm)



Height  
0.08 in.  
(3 mm)



36 in. Bare Lead 22/5 AWG UL 2464 Wire with Strain Relief



36 in. Bare Lead 22/5 AWG UL 2464 Wire with Strain Relief



# ARGENTO™ COB RGBW

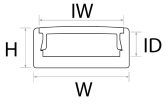
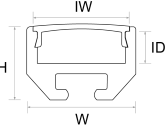
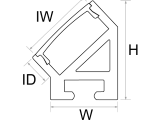
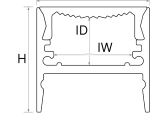
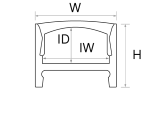
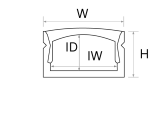
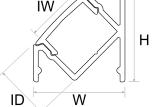
## Color Changing LED Tape Light

High-performance RGBW tape light providing dot-free, uniform color mixing and a balanced white channel.

<https://qrco.de/bgblbA>



### Recommended Channels

FSL Channel	Dimensions	Included Accessories	Available Lenses	Available Colors	Mounting Options
<b>LCI-CHAN-FSL</b> <a href="#">Hyperlink Goes Here</a> 	Height (H): 0.38 in. Width (W): 0.82 in. Interior Depth (ID): 0.3 in. Interior Width (IW): 0.67 in.	96 in. channel & lens 4x surface mounting clips end caps: 2x open, 2x closed	<ul style="list-style-type: none"> <li>FR (Frosted Lens)</li> <li>AF (Arch. Frosted Lens)</li> <li>AC (Arch. Clear Lens)</li> <li>PD (Premium Diffusion Lens)</li> <li>BL (Black Lens)</li> </ul>	<ul style="list-style-type: none"> <li>A (Aluminum)</li> <li>W (White)</li> <li>B (Black)</li> </ul>	<ul style="list-style-type: none"> <li>Slim Mount</li> <li>3M Adhesive</li> <li>Magnetic U-Clip</li> </ul>
<b>FSQ Channel</b> <b>LCI-CHAN-FSQ</b> <a href="#">Hyperlink Goes Here</a> 	Height (H): 0.55 in. Width (W): 0.82 in. Interior Depth (ID): 0.27 in. Interior Width (IW): 0.67 in.	96 in. channel & lens 4x surface mounting clips end caps: 2x open, 2x closed	<ul style="list-style-type: none"> <li>FR (Frosted Lens)</li> <li>AF (Arch. Frosted Lens)</li> <li>AC (Arch. Clear Lens)</li> <li>PD (Premium Diffusion Lens)</li> <li>BL (Black Lens)</li> </ul>	<ul style="list-style-type: none"> <li>A (Aluminum)</li> <li>W (White)</li> <li>B (Black)</li> </ul>	<ul style="list-style-type: none"> <li>Chromapath Surface Mount</li> <li>Aiming Bracket</li> <li>Rotating Mount</li> <li>Hanging Mount</li> <li>Vertical Mount</li> </ul>
<b>F45 Channel</b> <b>LCI-CHAN-F45</b> <a href="#">Hyperlink Goes Here</a> 	Height (H): 0.94 in. Width (W): 0.67 in. Interior Depth (ID): 0.32 in. Interior Width (IW): 0.67 in.	96 in. channel & lens 4x surface mounting clips end caps: 2x open, 2x closed	<ul style="list-style-type: none"> <li>FR (Frosted Lens)</li> <li>AF (Arch. Frosted Lens)</li> <li>AC (Arch. Clear Lens)</li> <li>PD (Premium Diffusion Lens)</li> <li>BL (Black Lens)</li> </ul>	<ul style="list-style-type: none"> <li>A (Aluminum)</li> <li>W (White)</li> <li>B (Black)</li> </ul>	
<b>AR1 Channel</b> <b>LCI-CHAN-AR1</b> <a href="#">Hyperlink Goes Here</a> 	Height (H): 0.81 in. Width (W): 0.87 in. Interior Depth (ID): 0.45 in. Interior Width (IW): 0.79 in.	96 in. channel & lens 4x surface mounting clips end caps: 2x open, 2x closed	<ul style="list-style-type: none"> <li>AF (Arch. Frosted Lens)</li> <li>AC (Arch. Clear Lens)</li> <li>PD (Premium Diffusion Lens)</li> <li>BL (Black Lens)</li> </ul>	<ul style="list-style-type: none"> <li>A (Aluminum)</li> <li>W (White)</li> <li>B (Black)</li> </ul>	<ul style="list-style-type: none"> <li>U-Clip</li> </ul>
<b>AR2 Channel</b> <b>LCI-CHAN-AR2</b> <a href="#">Hyperlink Goes Here</a> 	Height (H): 0.55 in. Width (W): 0.63 in. Interior Depth (ID): 0.33 in. Interior Width (IW): 0.48 in. Interior Width W/Lens (IWL): 0.4 in.	96 in. channel & lens 4x surface mounting clips end caps: 2x open, 2x closed	<ul style="list-style-type: none"> <li>Regress Lens</li> <li>AF (Arch. Frosted Lens)</li> <li>AC (Arch. Clear Lens)</li> <li>Architectural Frosted Satin Lens</li> </ul>	<ul style="list-style-type: none"> <li>A (Aluminum)</li> <li>W (White)</li> <li>B (Black)</li> </ul>	<ul style="list-style-type: none"> <li>U-Clip</li> </ul>
<b>AR3 Channel</b> <b>LCI-CHAN-AR3</b> <a href="#">Hyperlink Goes Here</a> 	Height (H): 0.39 in. Width (W): 0.63 in. Interior Depth (ID): 0.33 in. Interior Width (IW): 0.48 in. Interior Width W/Lens (IWL): 0.4 in.	96 in. channel & lens 4x surface mounting clips end caps: 2x open, 2x closed	<ul style="list-style-type: none"> <li>Regress Lens</li> <li>AF (Arch. Frosted Lens)</li> <li>AC (Arch. Clear Lens)</li> <li>Architectural Frosted Satin Lens</li> </ul>	<ul style="list-style-type: none"> <li>A (Aluminum)</li> <li>W (White)</li> <li>B (Black)</li> </ul>	<ul style="list-style-type: none"> <li>U-Clip</li> <li>Flat Louver</li> </ul>
<b>AR45 Channel</b> <b>LCI-CHAN-AR45</b> <a href="#">Hyperlink Goes Here</a> 	Height (H): 0.73 in. Width (W): 0.73 in. Interior Depth (ID): 0.33 in. Interior Width (IW): 0.49 in. Interior Width W/Lens (IWL): 0.41 in.	96 in. channel & lens 4x surface mounting clips end caps: 2x open, 2x closed	<ul style="list-style-type: none"> <li>AF (Arch. Frosted Lens)</li> <li>AC (Arch. Clear Lens)</li> <li>Architectural Frosted Satin Lens</li> <li>Regress Lens</li> </ul>	<ul style="list-style-type: none"> <li>A (Aluminum)</li> <li>W (White)</li> <li>B (Black)</li> </ul>	<ul style="list-style-type: none"> <li>Mounting Clip</li> </ul>



# ARGENTO™ COB RGBW

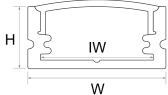
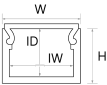
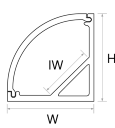
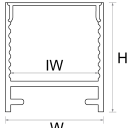
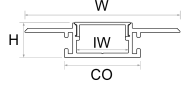
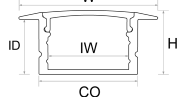
## Color Changing LED Tape Light

High-performance RGBW tape light providing dot-free, uniform color mixing and a balanced white channel.

<https://qrco.de/bgb1bA>



### Recommended Channels (Cont.)

FS1 Channel	Dimensions	Included Accessories	Available Lenses	Available Colors	Mounting Options
<b>LCI-CHAN-FS1</b> <a href="#">Hyperlink Goes Here</a> 	Height (H): 0.31 in. Width (W): 0.67 in. Interior Depth (ID): 0.25 in. Interior Width (IW): 0.58 in.	96 in. channel & lens 4x surface mounting clips end caps: 2x open, 2x closed	<ul style="list-style-type: none"> <li>FR (Frosted Lens)</li> </ul>	<ul style="list-style-type: none"> <li>A (Aluminum)</li> <li>W (White)</li> <li>B (Black)</li> </ul>	<ul style="list-style-type: none"> <li>U-Clip</li> <li>S1 Magnetic U-Clip</li> </ul>
<b>FS2 Channel</b> <b>LCI-CHAN-FS2</b> <a href="#">Hyperlink Goes Here</a> 	Height (H): 0.57 in. Width (W): 0.67 in. Interior Depth (ID): 0.34 in. Interior Width (IW): 0.65 in.	96 in. channel & lens 4x surface mounting clips end caps: 2x open, 2x closed	<ul style="list-style-type: none"> <li>FR (Frosted Lens)</li> </ul>	<ul style="list-style-type: none"> <li>A (Aluminum)</li> <li>W (White)</li> <li>B (Black)</li> </ul>	<ul style="list-style-type: none"> <li>S2 Clip</li> </ul>
<b>FS45 Channel</b> <b>LCI-CHAN-FS45</b> <a href="#">Hyperlink Goes Here</a> 	Height (H): 0.78 in. Width (W): 0.78 in. Interior Depth (ID): 0.54 in. Interior Width (IW): 0.6 in.	96 in. channel & lens 4x surface mounting clips end caps: 2x open, 2x closed	<ul style="list-style-type: none"> <li>FR (Frosted Lens)</li> </ul>	<ul style="list-style-type: none"> <li>A (Aluminum)</li> <li>W (White)</li> <li>B (Black)</li> </ul>	<ul style="list-style-type: none"> <li>U-Clip</li> </ul>
<b>F16 Channel</b> <b>LCI-CHAN-F16</b> <a href="#">Hyperlink Goes Here</a> 	Height (H): 0.89 in. Width (W): 0.77 in. Interior Depth (ID): 0.58 in. Interior Width (IW): 0.63 in.	96 in. channel & lens 4x surface mounting clips end caps: 2x open, 2x closed	<ul style="list-style-type: none"> <li>AF (Arch. Frosted Lens)</li> </ul>	<ul style="list-style-type: none"> <li>A (Aluminum)</li> <li>W (White)</li> <li>B (Black)</li> </ul>	<ul style="list-style-type: none"> <li>Mounting Clip</li> </ul>
<b>S1MUD Channel</b> <b>LCI-CHAN-S1MUD</b> <a href="#">Hyperlink Goes Here</a> 	Height (H): 0.54 in. Width (W): 2.42 in. Interior Depth (ID): 0.44 in. Interior Width (IW): 0.81 in.	96 in. channel & lens 4x surface mounting clips end caps: 2x open, 2x closed	<ul style="list-style-type: none"> <li>OP (Opal Lens)</li> </ul>	<ul style="list-style-type: none"> <li>A (Aluminum)</li> <li>W (White)</li> <li>B (Black)</li> </ul>	<ul style="list-style-type: none"> <li>Recessed Mount</li> </ul>
<b>SREC Channel</b> <b>LCI-CHAN-SREC</b> <a href="#">Hyperlink Goes Here</a> 	Height (H): 0.49 in. Width (W): 1.03 in. Interior Depth (ID): 0.42 in. Interior Width (IW): 0.59 in.	96 in. channel & lens 4x surface mounting clips end caps: 2x open, 2x closed	<ul style="list-style-type: none"> <li>FR (Frosted Lens)</li> </ul>	<ul style="list-style-type: none"> <li>A (Aluminum)</li> <li>W (White)</li> <li>B (Black)</li> </ul>	<ul style="list-style-type: none"> <li>Recessed Mount</li> <li>Mounting Clip</li> </ul>



# ARGENTO™ COB RGBW

## Color Changing LED Tape Light

High-performance RGBW tape light providing dot-free, uniform color mixing and a balanced white channel.

<https://qrco.de/bgb1bA>




### Recommended Power Supplies (Sold Separately)

#### VLM Series Constant Voltage Driver

Compact constant-voltage LED driver best utilized in dynamic applications.

- Compatible with PWM low voltage dimming systems
- Provides power for DMX integrated systems
- UL Listed junction box
- Small form factor



For more information, visit us at:

<https://qrco.de/bgZJJs>

SKU	General Specs	Input Voltage / Frequency	Output Voltage & Maximum Load	Minimum Load
LCI-VLM-24V60W-J	Class 2 8.19 x 2.94 x 1.31 in.	120 / 277VAC, 47 - 63Hz	24V / 60W	None
LCI-VLM-24V100W-J	Class 2 8.19 x 2.94 x 1.31 in.	120 / 277VAC, 47 - 63Hz	24V / 96W	None



# ARGENTO™ COB RGBW

## Color Changing LED Tape Light

High-performance RGBW tape light providing dot-free, uniform color mixing and a balanced white channel.

<https://qrco.de/bgb1bA>



### Safety

UL Listed 2108 Flexible Lighting Systems. Certified for United States and Canada. File # E469769.

UL Listed Field Cuttable.

Approved for storage areas of clothes closets per NEC 410.16.A.1,3 and 410.16.C.1,3,5

### Performance

Can be used to comply with TITLE 24 Part 6 High Efficacy Lighting LED requirements - JA8-2016-2022-E

Photometric & Colorimetry data measured in accordance to IES LM-79-08, in Elemental LED's Innovation Lab.

### Safety / Warnings / Disclosures

Install in accordance with national and local electrical code regulations.

This product is intended to be installed and serviced by a qualified, licensed electrician.

Only use copper wiring. Use wires rated for at least 176°F (80°C) and certified for use with external connection of electrical equipment.

Each maximum run requires a dedicated power feed from the driver. Do not extend beyond the recommended maximum run length.

Tape light, attached wire leads, and additional extension cables, connectors, etc., are not rated for in-wall installation unless otherwise noted. Tape light and attached wire leads are field-cuttable.

Maximum Run values are calculated to show the total length a product may be connected in series without experiencing significant voltage drop and light loss. A product's listed Maximum Run may be greater than its longest purchasable length.

Ensure applicable wire is installed between driver, fixture, and any controls in-between. When choosing wire, factor in voltage drop, amperage rating, and type (in-wall rated, wet location rated, etc.). Inadequate wire installation could overheat wires, and cause fire.

Do not install in environment where LED chips are exposed to direct sunlight as damage to the phosphor will occur.

Do not install in environment where excessive heat may exist (ex. close proximity to fireplace, etc.) See Ambient Temperature ratings

Do not install indoor LED tape light products in outdoor / wet location environments. Only wet location tape light models are rated for outdoor / wet locations.

Do not modify product beyond instructions or warranty will be void.

Tape light must be handled with care. Excessive handling, bending, and pressure may damage the product, voiding the warranty.

Actual color may vary from what is pictured on this sheet and other print materials due to the limitations of photographic processes.

We reserve the right to modify and improve the design of our fixtures without prior notice. We cannot guarantee to match existing installed fixtures for subsequent orders or replacements in regards to product appearance, CCT, or lumen output.

### Warranty

10 Year Limited Warranty

This warranty does not include the additional accessories referenced in this specification sheet. Complete warranty details for fixtures and additional accessories are available at [www.diodeled.com/limited-warranty/](http://www.diodeled.com/limited-warranty/) within the Policies section. For warranty related questions please contact product support.

Elemental LED, Inc. stands behind its products when they are used properly and according to our specifications. By purchasing our products, the purchaser agrees and acknowledges that lighting design, configuration and installation is a complex process, wherein seemingly minor factors or changes in layout and infield adjustments can have a significant impact on an entire system. Choosing the correct components is essential. Elemental LED is able to work with the original purchaser to make an appropriate product selection to the extent of the limited information that the customer can provide, but it is virtually impossible for Elemental LED to design a system that foresees every unknown factor. For this reason, this Warranty does not cover problems caused by improper design, configuration or installation issues. Any statement from a Elemental LED employee or agent regarding a customer's bill of goods and/or purchase order is NOT an acknowledgment that the products purchased are designed and configured correctly. The purchase agrees and acknowledges that it is the customer's responsibility to adhere strictly to all information contained in the Product Specification Sheets.

There is often more than one way to design, configure and layout an LED lighting application properly to achieve the same lighting effect. Elemental LED strongly recommends that licensed professionals be used in the design and installation of lighting systems that include Elemental LED products. The specifications include important information that a designer and installer should carefully review and strictly follow. Qualified designers and certified and/or licensed installers, with access to the final installation environment, customer goals, and Elemental LED product specifications can make the requisite decisions appropriate for a successful finished lighting application.

- Lumen value measured in accordance to IES LM-79-08. LED chips have a luminous flux range with a tolerance of +/- 5%.
- Each maximum run requires a dedicated power feed from the driver. Do not extend beyond the recommended maximum run length. Max run may exceed Class 2 limit. Actual wattage may differ from calculated wattage due to voltage drop across run.
- Do not install product in an environment outside the listed ambient temperature. Exceeding the maximum ambient temperature may damage LED chips, reduce the total lamp life, lumen output, and/or adversely impact color consistency.
- Actual efficacy value is dependent to specified LED driver (power supply). An estimated efficacy value can be calculated as follows: Lumen value divided by average power consumption per foot.
- Operating temperature is measured according to the minimum and maximum ambient temperature environment.