




CURVA™ Side Bend RGBW Color Changing Linear Light

Side-bending RGBW flexible linear light with fully diffused color and refined white light output for dynamic lighting spaces.

<https://qrco.de/bgJHRQ>



Features

- Cuttable increments of 1.96 in.
- Uniform, diffused light with no visible LEDs
- Factory assembly (IP67) and Field adjustable termination (IP65)
- Maximum illumination up to 100 Lm/ft.

General Specifications

Voltage	24VDC
Wattage	4.5 W/ft.
CRI	90+
Environment	Outdoor / Wet Location (IP65 / IP67)
Certification	UL Listed 2108
Warranty	5 Year Limited
Dimmable	Yes
Max Run (ft.)	16.4 ft.
TM-21 (LM-80)	>50,000
Ambient Temperature	-4 ~ +122°F (-20 ~ +50°C)
Operating Temperature	-4 ~ +176°F (-20 ~ +80°C)
LED Chips	36/ft.

SKU Builder

1	Brand	2	Voltage	3	Light Engine	4	Color	5	Length
	LCI		24		SE-CRV		RGBW		016
			24 (24VDC)		SE-CRV (CURVA SIDE BEND)		RGBW (Color Changing)		016 (16 Feet)

6 Entry A Wire Color, Length, and Connection			7 Entry B Wire Color, Length, and Connection		
Wire Color & Type	Wire Length	Wire Connection	Wire Color & Type	Wire Length	Wire Connection
WH (White CL2 - Default)	36I (36 in. - Default)	BW (Bare Wire - Default)	*blank* (No Wire - Default)	*blank* (No Wire - Default)	BW (Bare Wire - Default)
	_ in.		WH (White CL2)	_ in.	



CURVA™ Side Bend RGBW Color Changing Linear Light

Side-bending RGBW flexible linear light with fully diffused color and refined white light output for dynamic lighting spaces.



<https://qrco.de/bgJHRQ>

1 LCI Brand

LCI Lucetta CI

www.LucettaCI.com

2 24 Voltage

24 (24VDC)

3 SE-CRV Light Engine

SE-CRV (CURVA SIDE BEND)

4 RGBW Color

Lumen Series

RGBW (Color Changing)


5 016 Length

016 (16 Feet)

6 Entry A Wire Color, Length, and Connection

WH (White CL2 - Default)

36I (36 in. - Default)


BW (Bare Wire - Default) 20/5 AWG - 6.4mm (Dia.) 

_ in.

7 Entry B Wire Color, Length, and Connection

blank (No Wire - Default)

blank (No Wire - Default)

BW (Bare Wire - Default) 20/5 AWG - 6.4mm (Dia.) 

WH (White CL2)

_ in.



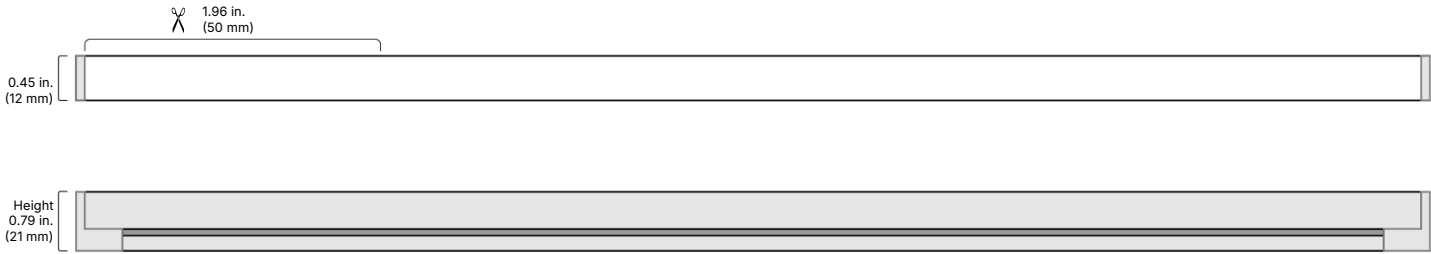
CURVA™ Side Bend RGBW Color Changing Linear Light

Side-bending RGBW flexible linear light with fully diffused color and refined white light output for dynamic lighting spaces.



<https://qrco.de/bgJHRQ>

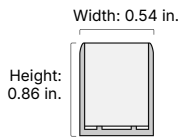
Dimensions



Recommended Channels

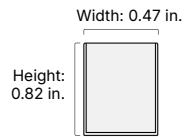
CURVA Side Bend Channel

LCI-CRV-SE-MTCH-39



CURVA Side Bend Spine Channel

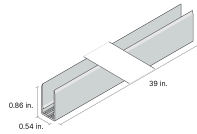
LCI-CRV-SE-SPINE-39



Accessories

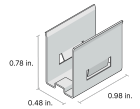
LCI-CRV-SE-MTCH-39

CURVA, Side Bend, Mounting Channel, 39 in., Aluminum



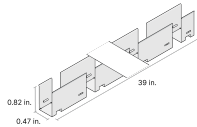
LCI-CRV-SE-MTCL-2

CURVA, Side Bend, Mounting Clips, 2 Pack, White



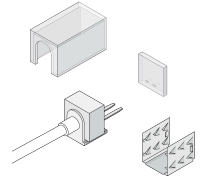
LCI-CRV-SE-SPINE-39

CURVA, Side Bend, Mounting Spine Channel, 39 in., White



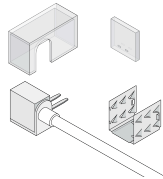
LCI-CRV-SE-STFC

CURVA, Side Bend, Field Connector, Straight Entry



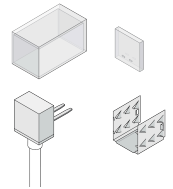
LCI-CRV-SE-SDFC

CURVA, Side Bend, Field Connector, Side Entry



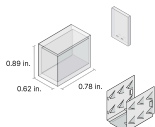
LCI-CRV-SE-BFC

CURVA, Side Bend, Field Connector, Bottom Entry



LCI-CRV-SE-DEC

CURVA, Side Bend, End Cap, Only





CURVA™ Side Bend RGBW Color Changing Linear Light

Side-bending RGBW flexible linear light with fully diffused color and refined white light output for dynamic lighting spaces.

<https://qrco.de/bgJHRQ>



Recommended Power Supplies (Sold Separately)

VLM Series Constant Voltage Driver

Compact constant-voltage LED driver best utilized in dynamic applications.

- Compatible with PWM low voltage dimming systems
- Provides power for DMX integrated systems
- UL Listed junction box
- Small form factor

For more information, visit us at:

[Hyperlink Goes Here](#)

SKU	General Specs	Input Voltage / Frequency	Output Voltage & Maximum Load	Minimum Load
LCI-VLM-24V60W-J	Class 2 8.19 x 2.94 x 1.31 in.	120 / 277VAC, 47 - 63Hz	24V / 60W	None
LCI-VLM-24V100W-J	Class 2 8.19 x 2.94 x 1.31 in.	120 / 277VAC, 47 - 63Hz	24V / 96W	None



CURVA™ Side Bend RGBW

Color Changing Linear Light

Side-bending RGBW flexible linear light with fully diffused color and refined white light output for dynamic lighting spaces.

<https://qrco.de/bgJHRQ>



Safety

UL Listed 2108 Flexible Lighting Systems. Certified for United States and Canada. File # E506975.

UL Listed Field Cuttable.

Approved for storage areas of clothes closets per NEC 410.16.A.1,3 and 410.16.C.1,3,5

Performance

LED chip data measured in accordance to IES LM-80-08.

Photometric & Colorimetry data measured in accordance to IES LM-79-08, in Elemental LED's Innovation Lab.

Safety / Warnings / Disclosures

Install in accordance with national and local electrical code regulations.

This product is intended to be installed and serviced by a qualified, licensed electrician.

Only use copper wiring. Use wires rated for at least 176°F (80°C) and certified for use with external connection of electrical equipment.

Each maximum run requires a dedicated power feed from the driver. Do not extend beyond the recommended maximum run length.

Tape light, attached wire leads, and additional extension cables, connectors, etc., are not rated for in-wall installation unless otherwise noted. Tape light and attached wire leads are field-cuttable.

Ensure applicable wire is installed between driver, fixture, and any controls in-between. When choosing wire, factor in voltage drop, amperage rating, and type (in-wall rated, wet location rated, etc.). Inadequate wire installation could overheat wires, and cause fire.

Do not install in environment where excessive heat may exist (ex. close proximity to fireplace, etc.) See Ambient Temperature ratings

Do not install indoor LED tape light products in outdoor / wet location environments. Only wet location tape light models are rated for outdoor / wet locations.

Do not modify product beyond instructions or warranty will be void.

Tape light must be handled with care. Excessive handling, bending, and pressure may damage the product, voiding the warranty.

Actual color may vary from what is pictured on this sheet and other print materials due to the limitations of photographic processes.

We reserve the right to modify and improve the design of our fixtures without prior notice. We cannot guarantee to match existing installed fixtures for subsequent orders or replacements in regards to product appearance, CCT, or lumen output.

Warranty

5 Year Limited Warranty

This warranty does not include the additional accessories referenced in this specification sheet. Complete warranty details for fixtures and additional accessories are available at www.dioded.com/limited-warranty/ within the Policies section. For warranty related questions please contact product support.

Use of an unauthorized 3rd party driver with our lighting products may void the warranty.

Elemental LED, Inc. stands behind its products when they are used properly and according to our specifications. By purchasing our products, the purchaser agrees and acknowledges that lighting design, configuration and installation is a complex process, wherein seemingly minor factors or changes in layout and infield adjustments can have a significant impact on an entire system. Choosing the correct components is essential. Elemental LED is able to work with the original purchaser to make an appropriate product selection to the extent of the limited information that the customer can provide, but it is virtually impossible for Elemental LED to design a system that foresees every unknown factor. For this reason, this Warranty does not cover problems caused by improper design, configuration or installation issues. Any statement from a Elemental LED employee or agent regarding a customer's bill of goods and/or purchase order is NOT an acknowledgment that the products purchased are designed and configured correctly. The purchase agrees and acknowledges that it is the customer's responsibility to adhere strictly to all information contained in the Product Specification Sheets.

There is often more than one way to design, configure and layout an LED lighting application properly to achieve the same lighting effect. Elemental LED strongly recommends that licensed professionals be used in the design and installation of lighting systems that include Elemental LED products. The specifications include important information that a designer and installer should carefully review and strictly follow. Qualified designers and certified and/or licensed installers, with access to the final installation environment, customer goals, and Elemental LED product specifications can make the requisite decisions appropriate for a successful finished lighting application.

- Lumen value measured in accordance to IES LM-79-08. LED chips have a luminous flux range with a tolerance of +/- 5%.
- Each maximum run requires a dedicated power feed from the driver. Do not extend beyond the recommended maximum run length. Max run may exceed Class 2 limit. Actual wattage may differ from calculated wattage due to voltage drop across run.
- Do not install product in an environment outside the listed ambient temperature. Exceeding the maximum ambient temperature may damage LED chips, reduce the total lamp life, lumen output, and/or adversely impact color consistency.
- Actual efficacy value is dependent to specified LED driver (power supply). An estimated efficacy value can be calculated as follows: Lumen value divided by average power consumption per foot.
- Operating temperature is measured according to the minimum and maximum ambient temperature environment.