



FS1 ARGENTO RGBW

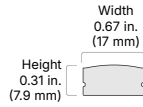
Factory Assembled Fixture

A slim surface fixture for everyday applications and high color changing tunable performance.

<https://qrco.de/bg23p>



Dimensions



General Specifications

Voltage	24VDC
Wattage	6.1 W/ft.
CRI	90+
Environment	Indoor / Damp Location
Certification	UL Listed 2108
Warranty	10 Year Limited
Dimmable	Yes
Max Continuous Run (ft.)	16.4 ft.
TM-21 (LM-80)	>50,000
Ambient Temperature	-4 ~ +122°F (-20 ~ +50°C)
Operating Temperature	-4 ~ +176°F (-20 ~ +80°C)
LED Chips	72/ft.

FS1 Features

<https://qrco.de/bgZEBN>

- Dotless effect when used with dense LED tape lights
- Produces seamless diffusion with most compatible light engines
- Simple installation for most projects

ARGENTO™ RGBW Features

<https://qrco.de/bgb1YH>

- Tight-pitch LED spacing on 12mm PCB platform
- RGB Tri-Chip with 3000K white chip delivering billions of colors
- Compatible with DMX decoders for complex integration
- Maximum illumination up to 300 Lm/ft.

SKU Builder

1 Brand	2 Voltage	3 Channel	4 Finish	5 Environment	6 Light Engine	7 Color
LCI	24	FS1		D	AGT	RGBW
	24 (24VDC)	FS1 (FS1)	*blank* (Aluminum) WH (White) BL (Black)	D (Dry / Damp Location / IP20)	AGT (ARGENTO Light Engine)	RGBW (RGBW)

8 Lens	9 Fixture Length	10 Exact/Optional	11 Side A Wire Length	12 Side A Wire Color & Type	13 Side A Entry	14 Side A Wire Connection
FR					A	
FR (Frosted Lens)	__I (Inches: 6-96 in.) __F (Feet: 0.5-8 ft.)	E (Exact) O (Optimal)	36I (36 in. - Default) __ in.	AW (White CL2 - Default) AB (Black CL2)	A (End)	1 (Bare Wire - Default) 3 (Interconnect - Female)

15 Side B Wire Length	16 Side B Wire Color & Type	17 Side B Entry	18 Side B Wire Connection	19 Mounting
		A		
blank (No Wire - Default) __ in.	*blank* (No Wire - Default) BW (White CL2) BB (Black CL2)	A (End)	1 (Bare Wire - Default) 3 (Interconnect - Male)	UC (U-Clip) S1MUC (S1 Magnetic U-Clip)



FS1 ARGENTO RGBW

Factory Assembled Fixture

A slim surface fixture for everyday applications and high color changing tunable performance.

<https://qrco.de/bgb23p>

1 LCI Brand

LCI Lucetta CI

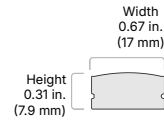
www.LucettaCI.com

2 24 Voltage

24 (24VDC)

3 FS1 Channel

FS1 (FS1)



4 Finish

- *blank* (Aluminum)
- WH (White)
- BL (Black)

5 D Environment

D (Dry / Damp Location / IP20)

6 AGT Light Engine

AGT (ARGENTO Light Engine)

7 FR Color

RGBW RGBW

All: 291 Lm/ft.
3000K: 144 Lm/ft.
Red: 36 Lm/ft.
Green: 104 Lm/ft.
Blue: 23 Lm/ft.

8 Lens

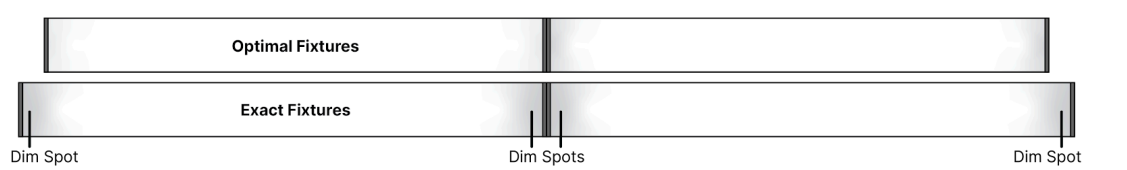
FR (Frosted Lens) 20% Light Loss Semi-Diffused



9 Fixture Length

- I (Inches: 6-96 in.)
- F (Feet: 0.5-8 ft.)

10 Exact/Optimal





FS1 ARGENTO RGBW

Factory Assembled Fixture

A slim surface fixture for everyday applications and high color changing tunable performance.

<https://qrco.de/bgb23p>

11 Side A Wire Length

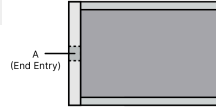
36I (36 in. - Default)
 in.

12 Side A Wire Color & Type

AW (White CL2 - Default)
AB (Black CL2)


13 A Side A Entry

A (End)



14 Side A Wire Connection

Default Wire Gauge: 20/5 AWG

1 (Bare Wire - Default) 6.32mm (Dia.) 
3 (Interconnect - Female) 6.9mm x 5.6mm (W x H) 

15 Side B Wire Length

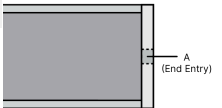
blank (No Wire - Default)
 in.

16 Side B Wire Color & Type

blank (No Wire - Default)
BW (White CL2)
BB (Black CL2)



17 A Side B Entry

A (End)

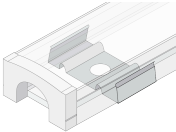
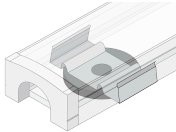


18 Side B Wire Connection

Default Wire Gauge: 20/5 AWG

1 (Bare Wire - Default) 6.32mm (Dia.) 
3 (Interconnect - Female) 6.9mm x 5.6mm (W x H) 

19 Mounting

1	2	3	4	5	6	7
UC (U-Clip)	S1MUC (S1 Magnetic U-Clip)					
						
Total Dimensions (Including Fixture)	Total Dimensions (Including Fixture)					
U-Clip: 0.32 x 0.68 in. (H x W)	S1 Magnetic U-Clip: 0.53 x 0.67 in. (H x W)					



FS1 ARGENTO RGBW
Factory Assembled Fixture

A slim surface fixture for everyday applications and high color changing tunable performance.

<https://qrco.de/bgb23p>

Recommended Power Supplies (Sold Separately)

VLM Series Constant Voltage Driver

Compact constant-voltage LED driver best utilized in dynamic applications.

- Compatible with PWM low voltage dimming systems
- Provides power for DMX integrated systems
- UL Listed junction box
- Small form factor



For more information, visit us at:

<https://qrco.de/bgZJJs>

SKU	General Specs	Input Voltage / Frequency	Output Voltage & Maximum Load	Minimum Load
LCI-VLM-24V60W-J	Class 2 8.19 x 2.94 x 1.31 in.	120 / 277VAC, 47 - 63Hz	24V / 60W	None
LCI-VLM-24V100W-J	Class 2 8.19 x 2.94 x 1.31 in.	120 / 277VAC, 47 - 63Hz	24V / 96W	None



FS1 ARGENTO RGBW Factory Assembled Fixture

A slim surface fixture for everyday applications and high color changing tunable performance.

<https://qrco.de/bgb23p>



Safety

UL Listed 2108 Low Voltage Luminaires. Certified for United States and Canada. File # E506975.

Approved for storage areas of clothes closets per NEC 410.16.A.3 and 410.16.C.5

Performance

LED chip data measured in accordance to IES LM-80-08.

Photometric & Colorimetry data measured in accordance to IES LM-79-08, in Elemental LED's Innovation Lab.

Safety / Warnings / Disclosures

Install in accordance with national and local electrical code regulations.

This product is intended to be installed and serviced by a qualified, licensed electrician.

Only use copper wiring. Use wires rated for at least 176°F (80°C) and certified for use with external connection of electrical equipment.

Tape light, attached wire leads, and additional extension cables, connectors, etc., are not rated for in-wall installation unless otherwise noted. Tape light and attached wire leads are field-cuttable.

Ensure applicable wire is installed between driver, fixture, and any controls in-between. When choosing wire, factor in voltage drop, amperage rating, and type (in-wall rated, wet location rated, etc.). Inadequate wire installation could overheat wires, and cause fire.

Do not install in environment where LED chips are exposed to direct sunlight as damage to the phosphor will occur.

Do not install in environment where excessive heat may exist (ex. close proximity to fireplace, etc.) See Ambient Temperature ratings

Do not modify product beyond instructions or warranty will be void.

Actual color may vary from what is pictured on this sheet and other print materials due to the limitations of photographic processes.

We reserve the right to modify and improve the design of our fixtures without prior notice. We cannot guarantee to match existing installed fixtures for subsequent orders or replacements in regards to product appearance, CCT, or lumen output.

Warranty

12 Year Limited

This warranty does not include the additional accessories referenced in this specification sheet. Complete warranty details for fixtures and additional accessories are available at www.dioleed.com/limited-warranty/ within the Policies section. For warranty related questions please contact product support.

Elemental LED, Inc. stands behind its products when they are used properly and according to our specifications. By purchasing our products, the purchaser agrees and acknowledges that lighting design, configuration and installation is a complex process, wherein seemingly minor factors or changes in layout and infield adjustments can have a significant impact on an entire system. Choosing the correct components is essential. Elemental LED is able to work with the original purchaser to make an appropriate product selection to the extent of the limited information that the customer can provide, but it is virtually impossible for Elemental LED to design a system that foresees every unknown factor. For this reason, this Warranty does not cover problems caused by improper design, configuration or installation issues. Any statement from a Elemental LED employee or agent regarding a customer's bill of goods and/or purchase order is NOT an acknowledgment that the products purchased are designed and configured correctly. The purchase agrees and acknowledges that it is the customer's responsibility to adhere strictly to all information contained in the Product Specification Sheets.

There is often more than one way to design, configure and layout an LED lighting application properly to achieve the same lighting effect. Elemental LED strongly recommends that licensed professionals be used in the design and installation of lighting systems that include Elemental LED products. The specifications include important information that a designer and installer should carefully review and strictly follow. Qualified designers and certified and/or licensed installers, with access to the final installation environment, customer goals, and Elemental LED product specifications can make the requisite decisions appropriate for a successful finished lighting application.

- Lumen value measured in accordance to IES LM-79-08. LED chips have a luminous flux range with a tolerance of +/- 5%.
- Each maximum run requires a dedicated power feed from the driver. Do not extend beyond the recommended maximum run length. Max run may exceed Class 2 limit. Actual wattage may differ from calculated wattage due to voltage drop across run.
- Do not install product in an environment outside the listed ambient temperature. Exceeding the maximum ambient temperature may damage LED chips, reduce the total lamp life, lumen output, and/or adversely impact color consistency.
- Actual efficacy value is dependent to specified LED driver (power supply). An estimated efficacy value can be calculated as follows: Lumen value divided by average power consumption per foot.
- Operating temperature is measured according to the minimum and maximum ambient temperature environment.