



ORO™ Warm Dim LED Tape Light

Ultra-performance, warm dim tape light that mimics traditional incandescent dimming. Featuring CELESTE® technology for superior color fidelity, delivering uniform light output in luxurious environments.

<https://qrco.de/bgb1UB>



Features

- Consistent, high fidelity color through full dimming range
- Simple 2-wire installation
- Compatible with popular control systems
- Maximum illumination up to 600 Lm/ft.

General Specifications

Voltage	24VDC
CRI	97+
Environment	Indoor / Damp Location (IP20)
Certification	UL Listed 2108
Warranty	12 Year Limited
Dimmable	Yes
TM-21 (LM-80)	>50,000
Ambient Temperature	-4 ~ +122°F (-20 ~ +50°C)
Operating Temperature	-4 ~ +176°F (-20 ~ +80°C)
LED Chips	60/ft.

SKU Builder

1	Brand	2	Voltage	3	Light Engine	4	Output	5	WD CCT	6	Length
	LCI		24		ORO				WD3018		100
		24	(24VDC)		ORO	(ORO)	150 (~150 Lm/ft.) 400 (~400 Lm/ft.)		WD3018 (Warm Dim 3000K-1800K)		100 (100 Feet)

7 Entry A Wire Color, Length, and Connection			8 Entry B Wire Color, Length, and Connection		
Wire Color & Type	Wire Length	Wire Connection	Wire Color & Type	Wire Length	Wire Connection
WH (White CL2 - Default)	36I (36 in. - Default)	BW (Bare Wire - Default)	*blank* (No Wire - Default)	*blank* (No Wire - Default)	BW (Bare Wire - Default)
BL (Black CL2)	_ in.	DC (Barrel)	WH (White CL2)	_ in.	DC (Barrel)
SV* (Silver Plenum - *Bare Lead only)		MIC (Interconnect)	BL (Black CL2)		MIC (Interconnect)
			SV* (Silver Plenum - *Bare Lead only)		



ORO™ Warm Dim LED Tape Light

Ultra-performance, warm dim tape light that mimics traditional incandescent dimming. Featuring CELESTE® technology for superior color fidelity, delivering uniform light output in luxurious environments.

<https://qrco.de/bgb1UB>



1 LCI Brand 2 24 Voltage 3 ORO Light Engine

LCI Lucetta CI	24 (24VDC)	ORO (ORO)
----------------	------------	-----------

www.LucettaCI.com

4 Output 150 400

Wattage	2.13 W/ft.	4.57 W/ft.
Max Run (ft.)	62 ft.	21 ft.







5 WD3018 WD CCT

Lumen Series	150	400
WD3018 (Warm Dim 3000K-1800K)	183 Lm/ft.	427 Lm/ft.








6 100 Length

100 (100 Feet)

7 Entry A Wire Color, Length, and Connection

WH (White CL2 - Default)  BL (Black CL2)  SV* (Silver Plenum - *Bare Lead only) 	36I (36 in. - Default) _ in.	BW (Bare Wire - Default) 3.95mm (Dia.)  DC (Barrel) 11.43mm (Dia.)  MIC (Interconnect) 6.9mm x 5.6mm (W x H) 
--	--	---

8 Entry B Wire Color, Length, and Connection

blank (No Wire - Default)  WH (White CL2)  BL (Black CL2)  SV* (Silver Plenum - *Bare Lead only) 	*blank* (No Wire - Default) _ in.	BW (Bare Wire - Default) 3.95mm (Dia.)  DC (Barrel) 11.43mm (Dia.)  MIC (Interconnect) 8.3mm x 7.1mm (W x H) 
--	---	---



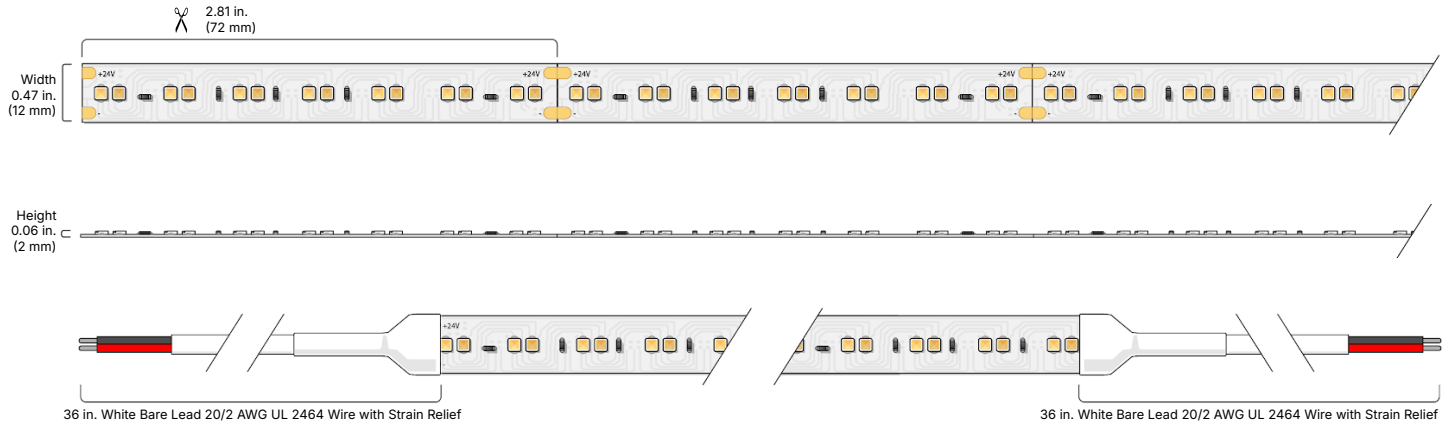
ORO™ Warm Dim LED Tape Light

Ultra-performance, warm dim tape light that mimics traditional incandescent dimming. Featuring CELESTE® technology for superior color fidelity, delivering uniform light output in luxurious environments.

<https://qrco.de/bgb1UB>



Dimensions





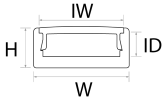
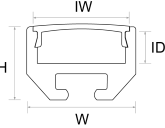
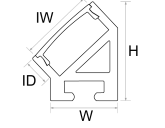
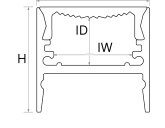
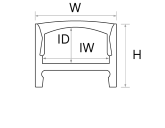
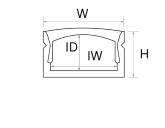
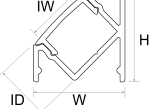
ORO™ Warm Dim LED Tape Light

Ultra-performance, warm dim tape light that mimics traditional incandescent dimming. Featuring CELESTE® technology for superior color fidelity, delivering uniform light output in luxurious environments.

<https://qrc0.de/bgb1UB>



Recommended Channels

FSL Channel	Dimensions	Included Accessories	Available Lenses	Available Colors	Mounting Options
LCI-CHAN-FSL Hyperlink Goes Here 	Height (H): 0.38 in. Width (W): 0.82 in. Interior Depth (ID): 0.3 in. Interior Width (IW): 0.67 in.	96 in. channel & lens 4x surface mounting clips end caps: 2x open, 2x closed	<ul style="list-style-type: none"> FR (Frosted Lens) AF (Arch. Frosted Lens) AC (Arch. Clear Lens) PD (Premium Diffusion Lens) BL (Black Lens) 	<ul style="list-style-type: none"> A (Aluminum) W (White) B (Black) 	<ul style="list-style-type: none"> Slim Mount 3M Adhesive Magnetic U-Clip
FSQ Channel LCI-CHAN-FSQ Hyperlink Goes Here 	Height (H): 0.55 in. Width (W): 0.82 in. Interior Depth (ID): 0.27 in. Interior Width (IW): 0.67 in.	96 in. channel & lens 4x surface mounting clips end caps: 2x open, 2x closed	<ul style="list-style-type: none"> FR (Frosted Lens) AF (Arch. Frosted Lens) AC (Arch. Clear Lens) PD (Premium Diffusion Lens) BL (Black Lens) 	<ul style="list-style-type: none"> A (Aluminum) W (White) B (Black) 	<ul style="list-style-type: none"> Chromapath Surface Mount Aiming Bracket Rotating Mount Hanging Mount Vertical Mount
F45 Channel LCI-CHAN-F45 Hyperlink Goes Here 	Height (H): 0.94 in. Width (W): 0.67 in. Interior Depth (ID): 0.32 in. Interior Width (IW): 0.67 in.	96 in. channel & lens 4x surface mounting clips end caps: 2x open, 2x closed	<ul style="list-style-type: none"> FR (Frosted Lens) AF (Arch. Frosted Lens) AC (Arch. Clear Lens) PD (Premium Diffusion Lens) BL (Black Lens) 	<ul style="list-style-type: none"> A (Aluminum) W (White) B (Black) 	<ul style="list-style-type: none"> U-Clip
AR1 Channel LCI-CHAN-AR1 Hyperlink Goes Here 	Height (H): 0.81 in. Width (W): 0.87 in. Interior Depth (ID): 0.45 in. Interior Width (IW): 0.79 in.	96 in. channel & lens 4x surface mounting clips end caps: 2x open, 2x closed	<ul style="list-style-type: none"> AF (Arch. Frosted Lens) AC (Arch. Clear Lens) PD (Premium Diffusion Lens) BL (Black Lens) 	<ul style="list-style-type: none"> A (Aluminum) W (White) B (Black) 	<ul style="list-style-type: none"> U-Clip
AR2 Channel LCI-CHAN-AR2 Hyperlink Goes Here 	Height (H): 0.55 in. Width (W): 0.63 in. Interior Depth (ID): 0.33 in. Interior Width (IW): 0.48 in. Interior Width W/Lens (IWL): 0.4 in.	96 in. channel & lens 4x surface mounting clips end caps: 2x open, 2x closed	<ul style="list-style-type: none"> Regress Lens AF (Arch. Frosted Lens) AC (Arch. Clear Lens) Architectural Frosted Satin Lens 	<ul style="list-style-type: none"> A (Aluminum) W (White) B (Black) 	<ul style="list-style-type: none"> U-Clip
AR3 Channel LCI-CHAN-AR3 Hyperlink Goes Here 	Height (H): 0.39 in. Width (W): 0.83 in. Interior Depth (ID): 0.33 in. Interior Width (IW): 0.48 in. Interior Width W/Lens (IWL): 0.4 in.	96 in. channel & lens 4x surface mounting clips end caps: 2x open, 2x closed	<ul style="list-style-type: none"> Regress Lens AF (Arch. Frosted Lens) AC (Arch. Clear Lens) Architectural Frosted Satin Lens 	<ul style="list-style-type: none"> A (Aluminum) W (White) B (Black) 	<ul style="list-style-type: none"> U-Clip Flat Louver
AR45 Channel LCI-CHAN-AR45 Hyperlink Goes Here 	Height (H): 0.73 in. Width (W): 0.73 in. Interior Depth (ID): 0.33 in. Interior Width (IW): 0.49 in. Interior Width W/Lens (IWL): 0.41 in.	96 in. channel & lens 4x surface mounting clips end caps: 2x open, 2x closed	<ul style="list-style-type: none"> AF (Arch. Frosted Lens) AC (Arch. Clear Lens) Architectural Frosted Satin Lens Regress Lens 	<ul style="list-style-type: none"> A (Aluminum) W (White) B (Black) 	<ul style="list-style-type: none"> Mounting Clip



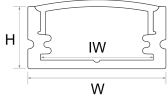
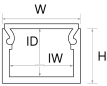
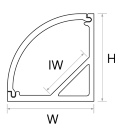
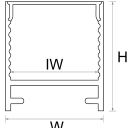
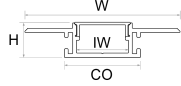
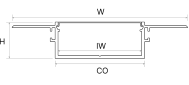
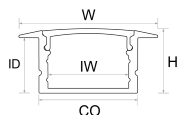
ORO™ Warm Dim LED Tape Light

Ultra-performance, warm dim tape light that mimics traditional incandescent dimming. Featuring CELESTE® technology for superior color fidelity, delivering uniform light output in luxurious environments.

<https://qrc0.de/bgb1UB>



Recommended Channels (Cont.)

FS1 Channel	Dimensions	Included Accessories	Available Lenses	Available Colors	Mounting Options
LCI-CHAN-FS1 Hyperlink Goes Here 	Height (H): 0.31 in. Width (W): 0.67 in. Interior Depth (ID): 0.25 in. Interior Width (IW): 0.58 in.	96 in. channel & lens 4x surface mounting clips end caps: 2x open, 2x closed	<ul style="list-style-type: none"> FR (Frosted Lens) 	<ul style="list-style-type: none"> A (Aluminum) W (White) B (Black) 	<ul style="list-style-type: none"> U-Clip S1 Magnetic U-Clip
FS2 Channel LCI-CHAN-FS2 Hyperlink Goes Here 	Height (H): 0.57 in. Width (W): 0.67 in. Interior Depth (ID): 0.34 in. Interior Width (IW): 0.65 in.	96 in. channel & lens 4x surface mounting clips end caps: 2x open, 2x closed	<ul style="list-style-type: none"> FR (Frosted Lens) 	<ul style="list-style-type: none"> A (Aluminum) W (White) B (Black) 	<ul style="list-style-type: none"> S2 Clip
FS45 Channel LCI-CHAN-FS45 Hyperlink Goes Here 	Height (H): 0.78 in. Width (W): 0.78 in. Interior Depth (ID): 0.54 in. Interior Width (IW): 0.6 in.	96 in. channel & lens 4x surface mounting clips end caps: 2x open, 2x closed	<ul style="list-style-type: none"> FR (Frosted Lens) 	<ul style="list-style-type: none"> A (Aluminum) W (White) B (Black) 	<ul style="list-style-type: none"> U-Clip
F16 Channel LCI-CHAN-F16 Hyperlink Goes Here 	Height (H): 0.89 in. Width (W): 0.77 in. Interior Depth (ID): 0.58 in. Interior Width (IW): 0.63 in.	96 in. channel & lens 4x surface mounting clips end caps: 2x open, 2x closed	<ul style="list-style-type: none"> AF (Arch. Frosted Lens) 	<ul style="list-style-type: none"> A (Aluminum) W (White) B (Black) 	<ul style="list-style-type: none"> Mounting Clip
S1MUD Channel LCI-CHAN-S1MUD Hyperlink Goes Here 	Height (H): 0.54 in. Width (W): 2.42 in. Interior Depth (ID): 0.44 in. Interior Width (IW): 0.81 in.	96 in. channel & lens 4x surface mounting clips end caps: 2x open, 2x closed	<ul style="list-style-type: none"> OP (Opal Lens) 	<ul style="list-style-type: none"> A (Aluminum) W (White) B (Black) 	<ul style="list-style-type: none"> Recessed Mount
S2MUD Channel LCI-CHAN-S2MUD Hyperlink Goes Here 	Height (H): 0.8 in. Width (W): 3.86 in. Interior Depth (ID): 0.69 in. Interior Width (IW): 1.84 in.	96 in. channel & lens 4x surface mounting clips end caps: 2x open, 2x closed	<ul style="list-style-type: none"> OP (Opal Lens) 	<ul style="list-style-type: none"> A (Aluminum) W (White) B (Black) 	<ul style="list-style-type: none"> Recessed Mount
SREC Channel LCI-CHAN-SREC Hyperlink Goes Here 	Height (H): 0.49 in. Width (W): 1.03 in. Interior Depth (ID): 0.42 in. Interior Width (IW): 0.59 in.	96 in. channel & lens 4x surface mounting clips end caps: 2x open, 2x closed	<ul style="list-style-type: none"> FR (Frosted Lens) 	<ul style="list-style-type: none"> A (Aluminum) W (White) B (Black) 	<ul style="list-style-type: none"> Recessed Mount Mounting Clip



ORO™ Warm Dim LED Tape Light

Ultra-performance, warm dim tape light that mimics traditional incandescent dimming. Featuring CELESTE® technology for superior color fidelity, delivering uniform light output in luxurious environments.

<https://qrco.de/bgb1UB>

Recommended Power Supplies (Sold Separately)

BIANCO™ U Dimmable Driver

High-performance LED driver with smooth dimming, stable output, and universal compatibility with popular controls and systems.

- Universal dimming support (ELV, Triac, and 0–10V)
- No minimum load
- 100–277VAC universal input
- 0.1% Performance dimming



For more information, visit us at:
<https://qrco.de/bfVWcPI>

SKU	General Specs	Input Voltage / Frequency	Output Voltage & Maximum Load	Minimum Load
LCI-BNCU-24V30W-J	Class 2, Dimmable 6.5 x 3.7 x 1.57 in.	100–277VAC, 50/60Hz	24V / 30W	None
LCI-BNCU-24V60W-J	Class 2, Dimmable 7.4 x 3.7 x 1.57 in.	100–277VAC, 50/60Hz	24V / 60W	None
LCI-BNCU-24V96W-J	Class 2, Dimmable 8.66 x 3.7 x 1.57 in.	100–277VAC, 50/60Hz	24V / 96W	None
LCI-BNCU-24V200W-J	Dimmable 10.24 x 4.13 x 1.77 in.	100–277VAC, 50/60Hz	24V / 200W	None
LCI-BNCU-24V300W-J	Dimmable 10.95 x 4.33 x 1.92 in.	100–277VAC, 50/60Hz	24V / 300W	None



ORO™ Warm Dim LED Tape Light

Ultra-performance, warm dim tape light that mimics traditional incandescent dimming. Featuring CELESTE® technology for superior color fidelity, delivering uniform light output in luxurious environments.

<https://qrco.de/bgb1UB>



Safety

UL Listed 2108 Low Voltage Lighting System / Low Voltage Luminaire. UL 1598 / CSA 250.0-08, UL 8750. UL 879 / CAN/CSA-C22.2 no. 207-M89. Certified for United States and Canada. File # E469769.

UL Listed Field Cuttable.

UL Recognized Component - Sign Accessories. Available in UL Sign Components Manual (SAM Manual). File # E469770.

CE & EMC Compliant: Verification No. GZEM141200683705V

Approved for storage areas of clothes closets per NEC 410.16.A.3 and 410.16.C.5

Performance

Can be used to comply with TITLE 24 Part 6 High Efficacy Lighting LED requirements - JA8-2016-2022-E

LED chip data measured in accordance to IES LM-80-08.

Photometric & Colorimetry data measured in accordance to IES LM-79-08, in Elemental LED's Innovation Lab.

Safety / Warnings / Disclosures

Install in accordance with national and local electrical code regulations.

This product is intended to be installed and serviced by a qualified, licensed electrician.

Only use copper wiring. Use wires rated for at least 176°F (80°C) and certified for use with external connection of electrical equipment.

Each maximum run requires a dedicated power feed from the driver. Do not extend beyond the recommended maximum run length.

Tape light, attached wire leads, and additional extension cables, connectors, etc., are not rated for in-wall installation unless otherwise noted. Tape light and attached wire leads are field-cuttable.

Ensure applicable wire is installed between driver, fixture, and any controls in-between. When choosing wire, factor in voltage drop, amperage rating, and type (in-wall rated, wet location rated, etc.). Inadequate wire installation could overheat wires, and cause fire.

Do not install in environment where LED chips are exposed to direct sunlight as damage to the phosphor will occur.

Do not install in environment where excessive heat may exist (ex. close proximity to fireplace, etc.) See Ambient Temperature ratings.

Do not install indoor LED tape light products in outdoor / wet location environments. Only wet location tape light models are rated for outdoor / wet locations.

Do not modify product beyond instructions or warranty will be void.

Tape light must be handled with care. Excessive handling, bending, and pressure may damage the product, voiding the warranty.

Actual color may vary from what is pictured on this sheet and other print materials due to the limitations of photographic processes.

We reserve the right to modify and improve the design of our fixtures without prior notice. We cannot guarantee to match existing installed fixtures for subsequent orders or replacements in regards to product appearance, CCT, or lumen output.

- Lumen value measured in accordance to IES LM-79-08. LED chips have a luminous flux range with a tolerance of +/- 5%.
- Each maximum run requires a dedicated power feed from the driver. Do not extend beyond the recommended maximum run length. Max run may exceed Class 2 limit. Actual wattage may differ from calculated wattage due to voltage drop across run.
- Do not install product in an environment outside the listed ambient temperature. Exceeding the maximum ambient temperature may damage LED chips, reduce the total lamp life, lumen output, and/or adversely impact color consistency.
- Actual efficacy value is dependent to specified LED driver (power supply). An estimated efficacy value can be calculated as follows: Lumen value divided by average power consumption per foot.
- Operating temperature is measured according to the minimum and maximum ambient temperature environment.

Warranty

12 Year Limited Warranty

This warranty does not include the additional accessories referenced in this specification sheet. Complete warranty details for fixtures and additional accessories are available at www.diodeled.com/limited-warranty/ within the Policies section. For warranty related questions please contact product support.

Elemental LED, Inc. stands behind its products when they are used properly and according to our specifications. By purchasing our products, the purchaser agrees and acknowledges that lighting design, configuration and installation is a complex process, wherein seemingly minor factors or changes in layout and infield adjustments can have a significant impact on an entire system. Choosing the correct components is essential. Elemental LED is able to work with the original purchaser to make an appropriate product selection to the extent of the limited information that the customer can provide, but it is virtually impossible for Elemental LED to design a system that foresees every unknown factor. For this reason, this Warranty does not cover problems caused by improper design, configuration or installation issues. Any statement from a Elemental LED employee or agent regarding a customer's bill of goods and/or purchase order is NOT an acknowledgment that the products purchased are designed and configured correctly. The purchase agrees and acknowledges that it is the customer's responsibility to adhere strictly to all information contained in the Product Specification Sheets.

There is often more than one way to design, configure and layout an LED lighting application properly to achieve the same lighting effect. Elemental LED strongly recommends that licensed professionals be used in the design and installation of lighting systems that include Elemental LED products. The specifications include important information that a designer and installer should carefully review and strictly follow. Qualified designers and certified and/or licensed installers, with access to the final installation environment, customer goals, and Elemental LED product specifications can make the requisite decisions appropriate for a successful finished lighting application.