




S1MUD

Channel

1-inch mud-in channel designed for recessed drywall applications.

<https://qrco.de/bfWcPY>



Features

- 1-inch wide profile for slim recessed light output
- Ideal for ceilings, walls, and detail applications
- Wide flange design for easy drywall mud application

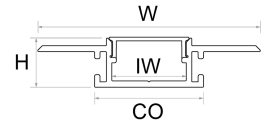
Compatible Light Engines

- ARGENTO™
- ARGENTO™ COB
- ARGENTO™ COB RGBW
- ARGENTO™ COB TUNABLE WHITE
- ARGENTO™ COB WARM DIM
- ARGENTO™ RGBTW
- ARGENTO™ RGBW
- ARGENTO™ S 10MM
- ARGENTO™ S 8MM
- ARGENTO™ TUNABLE WHITE
- ARGENTO™ WARM DIM
- BRONZO™
- ORO™
- ORO™ COB
- ORO™ TUNABLE WHITE
- ORO™ WARM DIM

Refer to *Tape Light Compatibility & Diffusion* chart below for further details.

Mechanical Diagram

Height (H): 0.54 in.
 Width (W): 2.42 in.
 Interior Depth (ID): 0.44 in.
 Interior Width (IW): 0.81 in.



Included Accessories

96 in. channel & lens
 4x surface mounting clips
 end caps: 2x open, 2x closed

SKU Builder

1	Brand	2	Form	3	Model	4	Length	5	Finish	
	LCI		CHAN		S1MUD		96		A	
		CHAN	(Channel)		S1MUD	(S1MUD)	96	(96 inches)	A	(Aluminum)

SKU Details

1	LCI	Brand	2	CHAN	Form	3	S1MUD	Model	4		Length
	LCI	Lucetta CI		CHAN	(Channel)		S1MUD	(S1MUD)		96	(96 inches)

www.LucettaCI.com

5	A	Finish
---	---	--------

	A	(Aluminum)
--	---	------------



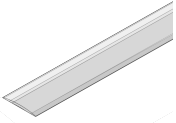
S1MUD Channel

1-inch mud-in channel designed for recessed drywall applications.

<https://qrco.de/bfWcPY>

Mounting Option

blank (Recessed Mount)



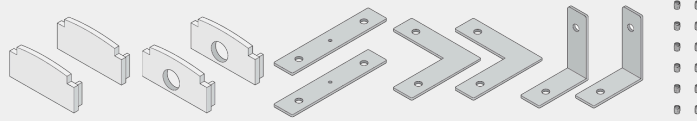
Total Dimensions (Including Fixture)

Recessed Mount:
0.54 x 2.42 in. (H x W)

Accessories

LCI-CHAN-S1MUD-ACC

Accessory Pack, S1MUD, Aluminum, 2 open/closed end cap set, 2 end-to-end/inside 90/outside 90 connector sets (each), 12 hexagon headless screws





<https://qrco.de/bfWcPY>

Tape Light Compatibility & Diffusion

ARGENTO™	https://qrco.de/bgb1VS	ARGENTO™ RGBW	https://qrco.de/bgb1YH	ORO™	https://qrco.de/bfWcKJ
ARGENTO™ COB	qrco.de/bfWcKs	ARGENTO™ S 10MM	https://qrco.de/bgb1WM	ORO™ COB	https://qrco.de/bgb1TL
ARGENTO™ COB RGBW	https://qrco.de/bgb1bA	ARGENTO™ S 8MM	https://qrco.de/bgb1W8	ORO™ TUNABLE WHITE	https://qrco.de/bgb1Uh
ARGENTO™ COB TUNABLE WHITE	https://qrco.de/bgb1au	ARGENTO™ TUNABLE WHITE	https://qrco.de/bgb1Y3	ORO™ WARM DIM	https://qrco.de/bgb1UB
ARGENTO™ COB WARM DIM	https://qrco.de/bgb1aW	ARGENTO™ WARM DIM	https://qrco.de/bgb1Xg		
ARGENTO™ RGBTW	qrco.de/bgb1Yn	BRONZO™	https://qrco.de/bgb1bS		



Light Engine	Opal Lens
ARGENTO™ - AGT-150	Dotless
ARGENTO™ - AGT-300	Dotless
ARGENTO™ - AGT-500	Dotless
ARGENTO™ COB - AGT-COB-100	Dotless
ARGENTO™ COB - AGT-COB-250	Dotless
ARGENTO™ COB - AGT-COB-400	Dotless
ARGENTO™ COB RGBW - AGT-COB	Dotless
ARGENTO™ COB TUNABLE WHITE - AGT-COB	Dotless
ARGENTO™ COB WARM DIM - AGT-COB-250	Dotless
ARGENTO™ RGBTW - AGT	Dotless
ARGENTO™ RGBW - AGT	Dotless
ARGENTO™ S 10MM - AGT-S-500	Dotless
ARGENTO™ S 8MM - AGT-S-150	Dotless
ARGENTO™ S 8MM - AGT-S-300	Dotless
ARGENTO™ TUNABLE WHITE - AGT	Dotless
ARGENTO™ WARM DIM - AGT-150	Dotless
ARGENTO™ WARM DIM - AGT-400	Dotless
BRONZO™ - BRZ-BRZ-100	Semi-Diffused
BRONZO™ - BRZ-BRZ-200	Dotless
BRONZO™ - BRZ-BRZ-300	Dotless
ORO™ - ORO-150	Dotless
ORO™ - ORO-300	Dotless
ORO™ - ORO-500	Dotless
ORO™ - ORO-800	Dotless
ORO™ COB - ORO-COB-100	Dotless
ORO™ COB - ORO-COB-250	Dotless
ORO™ COB - ORO-COB-400	Dotless
ORO™ COB - ORO-COB-600	Dotless
ORO™ TUNABLE WHITE - ORO-150	Dotless
ORO™ TUNABLE WHITE - ORO-400	Dotless
ORO™ WARM DIM - ORO-150	Dotless
ORO™ WARM DIM - ORO-400	Dotless



SIMUD Channel

1-inch mud-in channel designed for recessed drywall applications.

<https://qrco.de/bfWcPY>

Safety

Meets the following certifications when installed with compatible UL Listed tape light: E469769 UL Listed 2108. UL 1598 / CSA 250.0-08, UL 8750. UL 879 / CAN/ CSA-C22.2 no. 207-M89.

Approved for storage areas of clothes closets per NEC NEC 410.16.A.1 and 410.16.C.1,3

Environment

Suitable for indoor/damp location or outdoor/wet location, based on the light engine used.

Safety / Warnings / Disclosures

Install in accordance with national and local electrical code regulations.

This product is intended to be installed and serviced by a qualified, licensed electrician.

Ensure applicable wire is installed between driver, fixture, and any controls in-between. When choosing wire, factor in voltage drop, amperage rating, and type (in-wall rated, wet location rated, etc.). Inadequate wire installation could overheat wires, and cause fire.

Do not install in environment where LED chips are exposed to direct sunlight as damage to the phosphor will occur.

Do not install in environment where excessive heat may exist (ex. close proximity to fireplace, etc.)
See Ambient Temperature ratings

Do not install indoor LED tape light products in outdoor / wet location environments. Only wet location tape light models are rated for outdoor / wet locations.

Do not modify product beyond instructions or warranty will be void.

Tape light must be handled with care. Excessive handling, bending, and pressure may damage the product, voiding the warranty.

Actual color may vary from what is pictured on this sheet and other print materials due to the limitations of photographic processes.

We reserve the right to modify and improve the design of our fixtures without prior notice. We cannot guarantee to match existing installed fixtures for subsequent orders or replacements in regards to product appearance, CCT, or lumen output.



Warranty

5 Year Limited Warranty

This warranty does not include the additional accessories referenced in this specification sheet. Complete warranty details for fixtures and additional accessories are available at www.dioded.com/limited-warranty/ within the Policies section. For warranty related questions please contact product support.

Use of an unauthorized 3rd party driver with our lighting products may void the warranty.

Elemental LED, Inc. stands behind its products when they are used properly and according to our specifications. By purchasing our products, the purchaser agrees and acknowledges that lighting design, configuration and installation is a complex process, wherein seemingly minor factors or changes in layout and infield adjustments can have a significant impact on an entire system. Choosing the correct components is essential. Elemental LED is able to work with the original purchaser to make an appropriate product selection to the extent of the limited information that the customer can provide, but it is virtually impossible for Elemental LED to design a system that foresees every unknown factor. For this reason, this Warranty does not cover problems caused by improper design, configuration or installation issues. Any statement from a Elemental LED employee or agent regarding a customer's bill of goods and/or purchase order is NOT an acknowledgment that the products purchased are designed and configured correctly. The purchase agrees and acknowledges that it is the customer's responsibility to adhere strictly to all information contained in the Product Specification Sheets.

There is often more than one way to design, configure and layout an LED lighting application properly to achieve the same lighting effect. Elemental LED strongly recommends that licensed professionals be used in the design and installation of lighting systems that include Elemental LED products. The specifications include important information that a designer and installer should carefully review and strictly follow. Qualified designers and certified and/or licensed installers, with access to the final installation environment, customer goals, and Elemental LED product specifications can make the requisite decisions appropriate for a successful finished lighting application.