



TRUE FOCUS™ FLEX

LED Strip Light

Flexible optic fixture engineered for directional grazing or washing of curved surfaces, niches, and architectural details.

grco.de/bfWcJG



Features

- 20° and asymmetric beam angle options for grazing and wall washing
- Flexible design for following curved surfaces
- Suitable for wet locations (IP65) and outdoor applications
- Maximum illumination up to 750 Lm/ft.

General Specifications

Voltage	24VDC
CRI	90+
Environment	Outdoor / Wet Location (IP65)
Certification	UL Listed 2108
Warranty	5 Year Limited
Dimmable	Yes
TM-21 (LM-80)	>50,000
Ambient Temperature	-4 ~ +122°F (-20 ~ +50°C)
Operating Temperature	-4 ~ +176°F (-20 ~ +80°C)
LED Chips	14/ft.

SKU Builder

1	Brand	2	Voltage	3	Light Engine	4	Output	5	CCT	6	Beam Angle
	LCI		24		TFF						
		24	(24VDC)		TFF	(TRUE FOCUS FLEX)	500 (~500 Lm/ft.) 700 (~700 Lm/ft.)	27 (2700K) 30 (3000K) 35 (3500K)	20 (20°) AS (Asymmetric)		

7	Length
	016

016	(16 Feet)
-----	-----------



TRUE FOCUS™ FLEX

LED Strip Light

Flexible optic fixture engineered for directional grazing or washing of curved surfaces, niches, and architectural details.

grco.de/bfWcJG



1 LCI Brand

LCI Lucetta CI

www.LucettaCI.com

2 24 Voltage

24 (24VDC)

3 TFF Light Engine

TFF (TRUE FOCUS FLEX)

4 Output

	500 (20°)	500 (AS)	700 (20°)	700 (AS)
Wattage	5.5 W/ft.	5.5 W/ft.	7.6 W/ft.	7.6 W/ft.
Max Run (ft.)	17.5 ft.	17.5 ft.	14 ft.	14 ft.

5 CCT

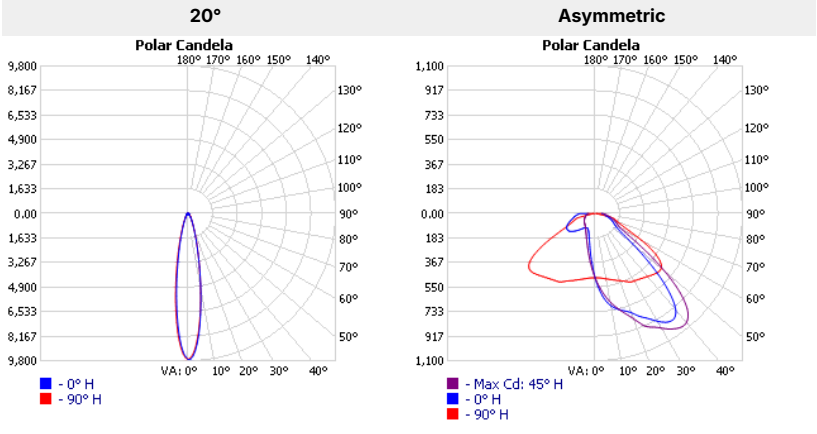
Lumen Series	500 (20°)	500 (AS)	700 (20°)	700 (AS)
27 (2700K)	465 Lm/ft.	405 Lm/ft.	665 Lm/ft.	603 Lm/ft.
30 (3000K)	488 Lm/ft.	414 Lm/ft.	683 Lm/ft.	615 Lm/ft.
35 (3500K)	505 Lm/ft.	435 Lm/ft.	695 Lm/ft.	633 Lm/ft.

6 Beam Angle

20 (20°)

AS (Asymmetric)

Photometrics





TRUE FOCUS™ FLEX

LED Strip Light

Flexible optic fixture engineered for directional grazing or washing of curved surfaces, niches, and architectural details.

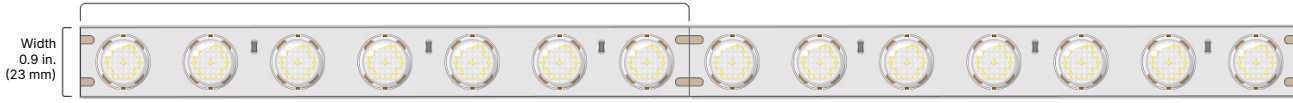
grco.de/bfWcJG



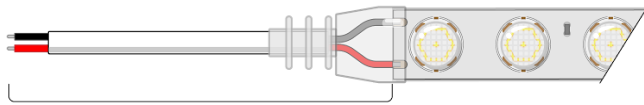
Dimensions

500 (20°), 500 (AS), 700 (20°), 700 (AS)

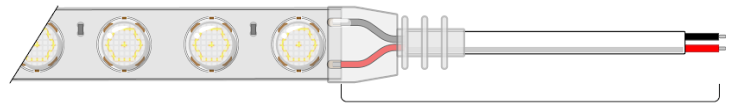
6.56 in.
(167 mm)



Connection



36 in. Bare Lead 20/2 AWG UL 2464 Wire



36 in. Bare Lead 20/2 AWG UL 2464 Wire



TRUE FOCUS™ FLEX

LED Strip Light

Flexible optic fixture engineered for directional grazing or washing of curved surfaces, niches, and architectural details.

grco.de/bfWcJG



Recommended Power Supplies (Sold Separately)

BIANCO™ U Dimmable Driver

High-performance LED driver with smooth dimming, stable output, and universal compatibility with popular controls and systems.

- Universal dimming support (ELV, Triac, and 0–10V)
- No minimum load
- 100–277VAC universal input
- 0.1% Performance dimming



For more information, visit us at:


<https://grco.de/bfWcPJ>

SKU	General Specs	Input Voltage / Frequency	Output Voltage & Maximum Load	Minimum Load
LCI-BNCU-24V30W-J	Class 2, Dimmable 6.5 x 3.7 x 1.57 in.	100–277VAC, 50/60Hz	24V / 30W	None
LCI-BNCU-24V60W-J	Class 2, Dimmable 7.4 x 3.7 x 1.57 in.	100–277VAC, 50/60Hz	24V / 60W	None
LCI-BNCU-24V96W-J	Class 2, Dimmable 8.66 x 3.7 x 1.57 in.	100–277VAC, 50/60Hz	24V / 96W	None
LCI-BNCU-24V200W-J	Dimmable 10.24 x 4.13 x 1.77 in.	100–277VAC, 50/60Hz	24V / 200W	None
LCI-BNCU-24V300W-J	Dimmable 10.95 x 4.33 x 1.92 in.	100–277VAC, 50/60Hz	24V / 300W	None

VLM Series Constant Voltage Driver

Compact constant-voltage LED driver best utilized in dynamic applications.

- Compatible with PWM low voltage dimming systems
- Provides power for DMX integrated systems
- UL Listed junction box
- Small form factor



For more information, visit us at:

<https://grco.de/bgZJJs>

SKU	General Specs	Input Voltage / Frequency	Output Voltage & Maximum Load	Minimum Load
LCI-VLM-24V60W-J	Class 2 8.19 x 2.94 x 1.31 in.	120 / 277VAC, 47 - 63Hz	24V / 60W	None
LCI-VLM-24V100W-J	Class 2 8.19 x 2.94 x 1.31 in.	120 / 277VAC, 47 - 63Hz	24V / 96W	None



TRUE FOCUS™ FLEX

LED Strip Light

Flexible optic fixture engineered for directional grazing or washing of curved surfaces, niches, and architectural details.

grco.de/bfWcJG



Safety

UL Listed 2108 Flexible Lighting Systems. Certified for United States and Canada. File # E506975.

UL Listed Field Cuttable.

Approved for storage areas of clothes closets per NEC 410.16.A.1,3 and 410.16.C.1,3,5

Environment

Ambient Temperature: -4 ~ +122°F (-20 ~ +50°C)

Operating Temperature: -4 ~ +176°F (-20 ~ +80°C)

Performance

Can be used to comply with TITLE 24 Part 6 High Efficacy Lighting LED requirements - JA8-2016-2022-E

Photometric & Colorimetry data measured in accordance to IES LM-79-08, in Elemental LED's Innovation Lab.

Safety / Warnings / Disclosures

Install in accordance with national and local electrical code regulations.

This product is intended to be installed and serviced by a qualified, licensed electrician.

Only use copper wiring. Use wires rated for at least 176°F (80°C) and certified for use with external connection of electrical equipment.

Each maximum run requires a dedicated power feed from the driver. Do not extend beyond the recommended maximum run length.

Tape light, attached wire leads, and additional extension cables, connectors, etc., are not rated for in-wall installation unless otherwise noted. Tape light and attached wire leads are field-cuttable.

Maximum Run values are calculated to show the total length a product may be connected in series without experiencing significant voltage drop and light loss. A product's listed Maximum Run may be greater than its longest purchasable length.

Ensure applicable wire is installed between driver, fixture, and any controls in-between. When choosing wire, factor in voltage drop, amperage rating, and type (in-wall rated, wet location rated, etc.). Inadequate wire installation could overheat wires, and cause fire.

Do not install in environment where LED chips are exposed to direct sunlight as damage to the phosphor will occur.

Do not install in environment where excessive heat may exist (ex. close proximity to fireplace, etc.) See Ambient Temperature ratings

Do not install indoor LED tape light products in outdoor / wet location environments. Only wet location tape light models are rated for outdoor / wet locations.

Do not modify product beyond instructions or warranty will be void.

Tape light must be handled with care. Excessive handling, bending, and pressure may damage the product, voiding the warranty.

Actual color may vary from what is pictured on this sheet and other print materials due to the limitations of photographic processes.

We reserve the right to modify and improve the design of our fixtures without prior notice. We cannot guarantee to match existing installed fixtures for subsequent orders or replacements in regards to product appearance, CCT, or lumen output.

Warranty

5 Year Limited Warranty

This warranty does not include the additional accessories referenced in this specification sheet. Complete warranty details for fixtures and additional accessories are available at www.diodeled.com/limited-warranty/ within the Policies section. For warranty related questions please contact product support.

Use of an unauthorized 3rd party driver with our lighting products may void the warranty.

Elemental LED, Inc. stands behind its products when they are used properly and according to our specifications. By purchasing our products, the purchaser agrees and acknowledges that lighting design, configuration and installation is a complex process, wherein seemingly minor factors or changes in layout and infield adjustments can have a significant impact on an entire system. Choosing the correct components is essential. Elemental LED is able to work with the original purchaser to make an appropriate product selection to the extent of the limited information that the customer can provide, but it is virtually impossible for Elemental LED to design a system that foresees every unknown factor. For this reason, this Warranty does not cover problems caused by improper design, configuration or installation issues. Any statement from a Elemental LED employee or agent regarding a customer's bill of goods and/or purchase order is NOT an acknowledgment that the products purchased are designed and configured correctly. The purchase agrees and acknowledges that it is the customer's responsibility to adhere strictly to all information contained in the Product Specification Sheets.

There is often more than one way to design, configure and layout an LED lighting application properly to achieve the same lighting effect. Elemental LED strongly recommends that licensed professionals be used in the design and installation of lighting systems that include Elemental LED products. The specifications include important information that a designer and installer should carefully review and strictly follow. Qualified designers and certified and/or licensed installers, with access to the final installation environment, customer goals, and Elemental LED product specifications can make the requisite decisions appropriate for a successful finished lighting application.

- Lumen value measured in accordance to IES LM-79-08. LED chips have a luminous flux range with a tolerance of +/- 5%.
- Each maximum run requires a dedicated power feed from the driver. Do not extend beyond the recommended maximum run length. Max run may exceed Class 2 limit. Actual wattage may differ from calculated wattage due to voltage drop across run.
- Do not install product in an environment outside the listed ambient temperature. Exceeding the maximum ambient temperature may damage LED chips, reduce the total lamp life, lumen output, and/or adversely impact color consistency.
- Actual efficacy value is dependent to specified LED driver (power supply). An estimated efficacy value can be calculated as follows: Lumen value divided by average power consumption per foot.
- Operating temperature is measured according to the minimum and maximum ambient temperature environment.